

Here are the Animals, their Given Names, and the Description of Each Body Signal:



- a — alligator (allie alligator): Extend arms forward, one over the other, to form an alligator's mouth. Open and close the hands and arms, and say the short sound for "a." Sustain sound.



- b — bear (bubba bear): Reach your dominant hand above your head to an imaginary honey hive. Bring the honey to your mouth in a fist, as a bear might do, but don't touch your mouth, and say the sound of the letter "b."



- c — cat (catina cat): Pretend you are a cat washing your face with a paw. Say the sound of the letter "c."



- d — deer (deedee deer): Use two fingers of each hand to form deer ears on the sides of your head. Say the sound of the letter "d."



- e — elephant (ellie elephant): Take one arm and swing the hand up to your mouth, as if Ellie were feeding herself a peanut, hay or water. Say the short sound for "e." Sustain sound.



- f — fish (francy fish): With your hands (palms down) in front of your chest, place the palm of one hand on the back of the other hand to form a fish, and then wiggle your thumbs. Make sure you have a thumb on each side. Say the sound of the letter "f." Sustain sound.



- g — gorilla (gordo gorilla): Pretend you are peeling a banana, and say the sound of the letter "g."



- h — horse (honey horse): Slap both sides of your thighs or hips, suggesting a horse galloping. Say the sound of the letter "h."



- i — inchworm (inny inchworm): Using the index finger, bend it and then move it back and forth to suggest an inchworm inching along. Say the short sound for "i." Sustain sound.



- j — jellyfish (Jerry jellyfish): Move your arms, fingers, and shoulders in a wiggly, jelly-like fashion, keeping your arms in front of your chest, and say the sound of the letter "j." Shake like jelly!



- k — kangaroo (kayo kangaroo): Make two fists as if boxing. Give a kick with one leg. Say the sound of the letter "k." (If the right leg "kicks," the left hand should "box.")



girl

- l — lizard (lizzy lizard): Place your hands under your chin with elbows lifted up, level with your shoulders. Say the *sound* of the letter "l." (Make sure the children keep their tongues in their mouths to keep a pure "l" sound.) Sustain sound.



girl

- m — mouse (missy mouse): Place your hand, or hands, close to your mouth as if you are a mouse nibbling a small piece of cheese. Say the *sound* of the letter "m." Sustain sound.



boy

- n — nightowl (nigel nightowl): Using the thumb and index finger of each hand, make round nightowl eyes. Say the *sound* of the letter "n." Sustain sound.



girl

- o — octopus (olive octopus): Extend each arm outward at your sides, using a slow waving motion to suggest the tentacles of an octopus. Say the short sound for "o." Sustain sound.



boy

- p — penguin (peewee penguin): Stiffen both arms at the sides of your body, flip up your hands, and do a penguin walk, waddling from side to side. Say the *sound* of the letter "p."



girl

- q — quail (queenly quail): Illustrate the topknot of the California quail by placing your bent index finger forward at the top of your forehead. Say "kw."



boy

- r — rabbit (robby rabbit): Place both of your hands under your chin to represent rabbit paws. Give a hop, hop, and say the *sound* of the letter "r." (Be careful not to make an "er" sound placing a vowel before the "r," or a "ru" sound. Keep your mouth closed when pronouncing this word.) Sustain sound.




boy

- s — snake (sammy snake): Move your hand in the serpentine manner of a snake away from your chest. Say the *sound* of the letter "s." Sustain sound.




boy

- t — tiger (timothy tiger): Extend your arms in a "t" shape to suggest a tiger holding onto the bars of his zoo cage. Say the *sound* of the letter "t."



boy

- u — umbrella bird (umber umbrella bird): Place your hand over your head to suggest holding an umbrella. Extend the other arm out to your side, and then flap that arm as if in flight. Say the short sound for "u." Sustain sound.



boy

v — vampire bat (vincent vampire Bat): Bend the elbows of both arms with hands placed near your mouth. Make two loose fists, leaving out the index fingers which will represent the vampire bat's little fangs. "Flap your wings" and say the *sound* of the letter "v." Sustain sound.




boy

w — weasel (willie weasel): Place your arms in front of your chest, elbows up and hands clasped. Move your hands and arms like a wave. This suggests what willie weasel looks like when he is running. Say the *sound* of the letter "w."



boy.

x — fox (xavier fox): Point your two index fingers, cross them, and move them as if you were knitting. (Note: This is the only ending sound used.) Say the letter *sound* "ks."



boy

y — yak (yancy yak): Form a "y" with your thumb and little finger, and place your hand by your ear as though holding a telephone while in conversation. Say the *sound* of the letter "y."



boy

z — zebra (zeke zebra): Place your hands together, lean them against your cheek and tilt your head to show zeke "catching a few z's" (sleeping). Say, the *sound* of the letter "z." Sustain sound.

